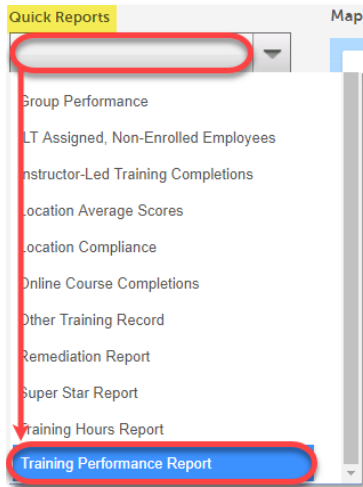
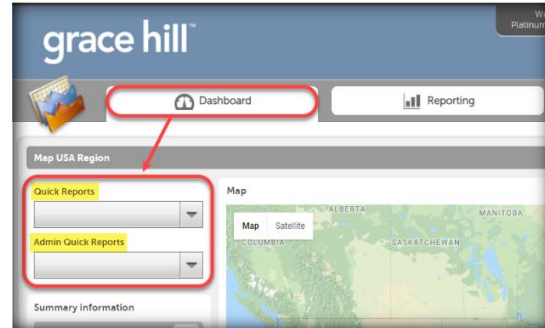




Grace Hill's *NEW* Enhanced Reporting Features

Below are some key changes that have been implemented with the enrichment of the 'Reporting' application in Vision:

Quick Reports and Admin Quick Reports have moved to the Dashboard



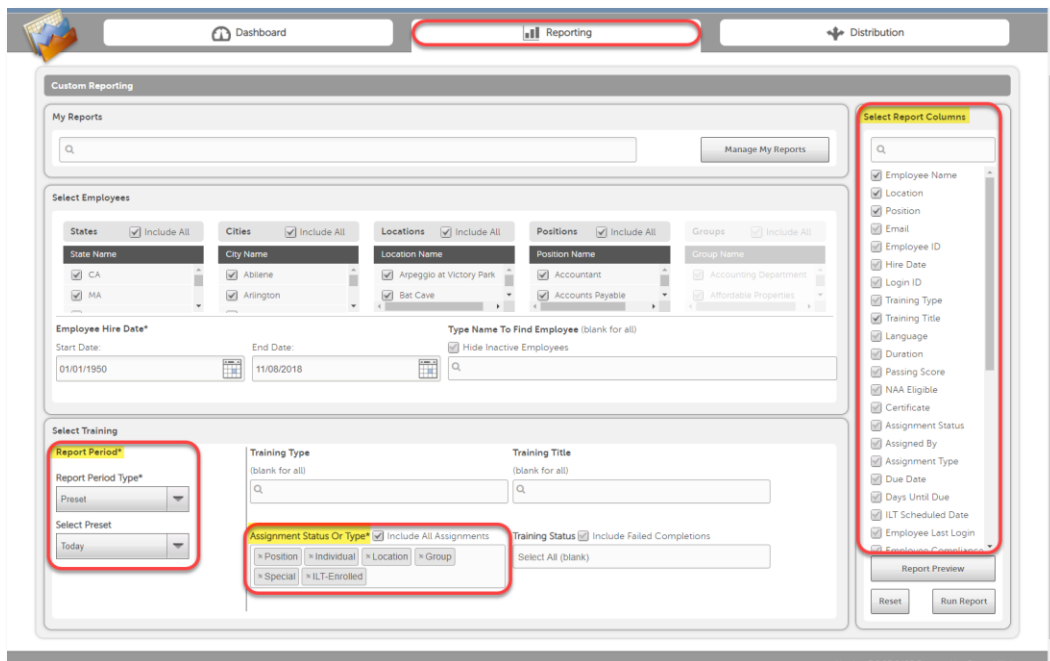
New Quick Report: Training Performance Report

This report pulls data for the number of: total course completions, total Book Bag completions, overdue completions, active users, total training hours, total awards granted, total awards revoked, active awards, average score, total logins, total position changes, total location changes, total exceptions, attentiveness, company compliance, and total Super Stars. *(Depending on your Vision tier, some columns may not be available.)*

Can be filtered by: Group, Timeframe, Position, Location, State, and City.

Enhancement to the Reporting tab:

Reports can now be more customizable with the option to select additional report periods, assignment types and include a multitude of new data in the 'Select Report Columns' section:



NOTE: As an enhancement to the 'Distribution' tab, any custom saved 'My Reports' from the 'Reporting' tab will now be available for distribution.